

How to configure the form of my store?



W Who or what you are looking for? English

Products by categories

Beauty wellness	Culture and leisure	Digital
Entertainment	Food	Hi-tech
Home and office	Motorized equipment repairs	Pharmacy
Ready to wear	Services	TV & Home Appliances

Click on the dropdown

Your preferred sellers

PESCADOS BIANCA
Food
Mercado Cabanyal
46011 Valencia
Valencian Community

Joyas del Sol
Beauty wellness Digital Ready to wear Services
Calle fray Pedro vives
46009 Valencia
Valencian Community

Valpro Motor
Motorized equipment repairs
AVD. 1 DE MAYO 34
46115 - Alfara del Patriarca
Valencian Community

About Us Legal notice Privacy Policy
Copyright © 2022 All rights reserved by WeJoinLife - wejoinlife@protonmail.com

W Who or what you are looking for? English

Products by categories

Beauty wellness	Culture and leisure	Digital
Entertainment	Food	Hi-tech
Home and office	Motorized equipment repairs	Pharmacy
Ready to wear	Services	TV & Home Appliances

Your preferred sellers

PESCADOS BIANCA
Food
Mercado Cabanyal
46011 Valencia
Valencian Community

Joyas del Sol
Beauty wellness Digital Ready to wear Services
Calle fray Pedro vives
46009 Valencia
Valencian Community

Valpro Motor
Motorized equipment repairs
AVD. 1 DE MAYO 34
46115 - Alfara del Patriarca
Valencian Community

Carniceria Zaid
Food
Calle Mislata, 1 bajo
46940 Manises, Valencia
Valencian Community

About Us Legal notice Privacy Policy Cookies policy
Copyright © 2022 All rights reserved by WeJoinLife - wejoinlife@protonmail.com

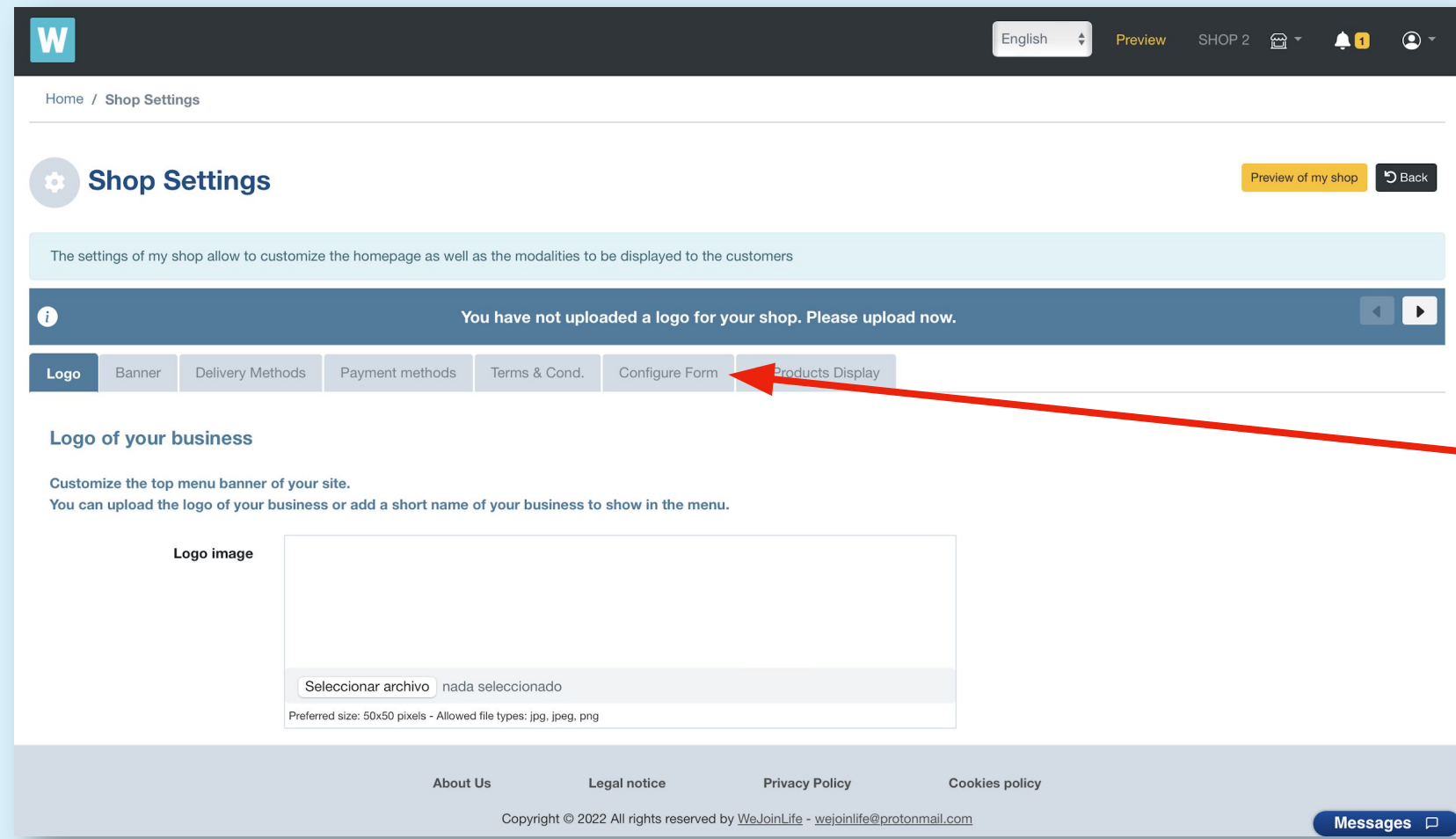
My Requests
My calendar
Seller
My customer orders
My customer requests
My products
My stock
My customers
My campaigns
My coupons
Translate products
Shop info
Shop Settings

Messages

Click on shop settings



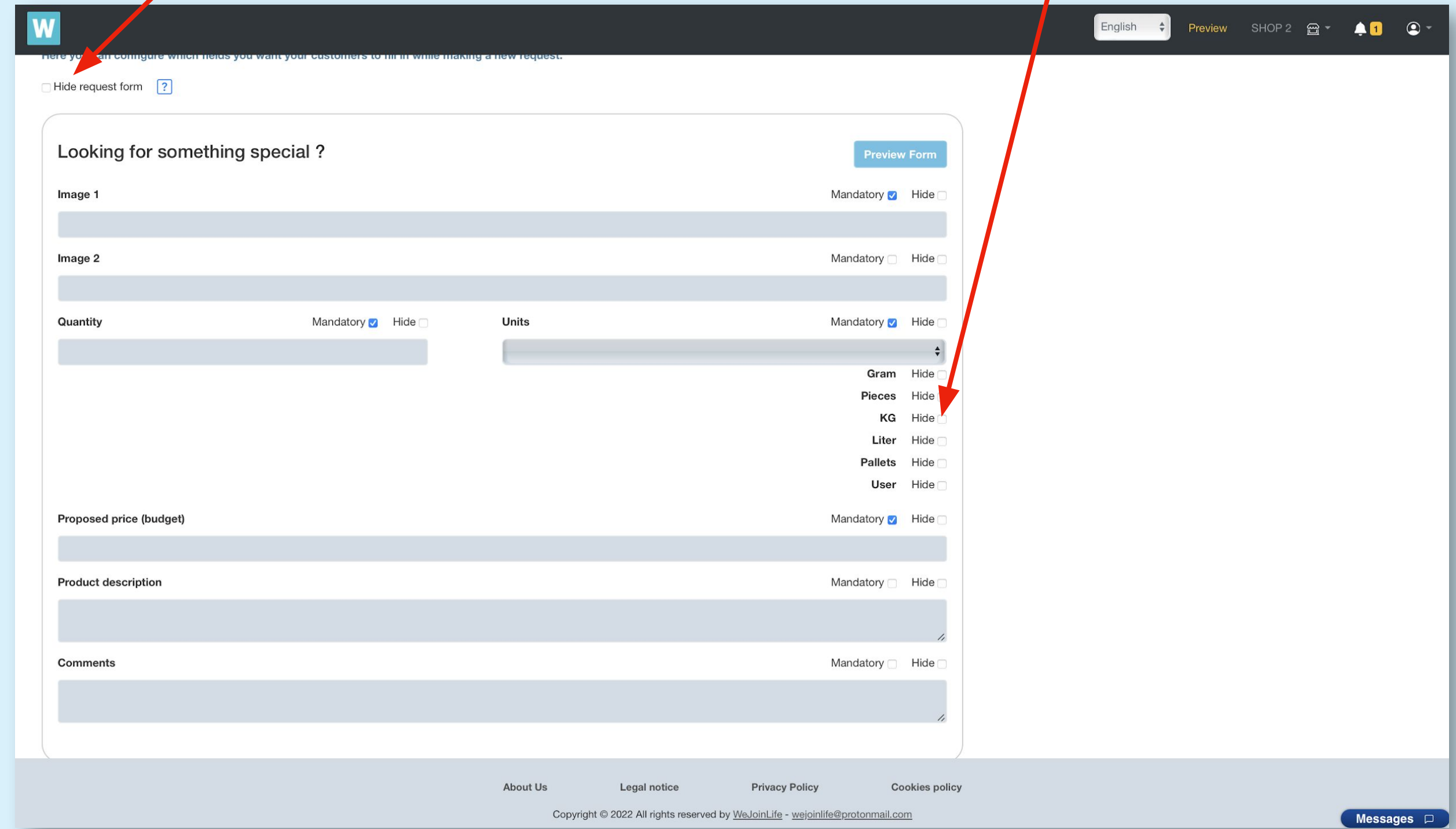
STORE SETUP



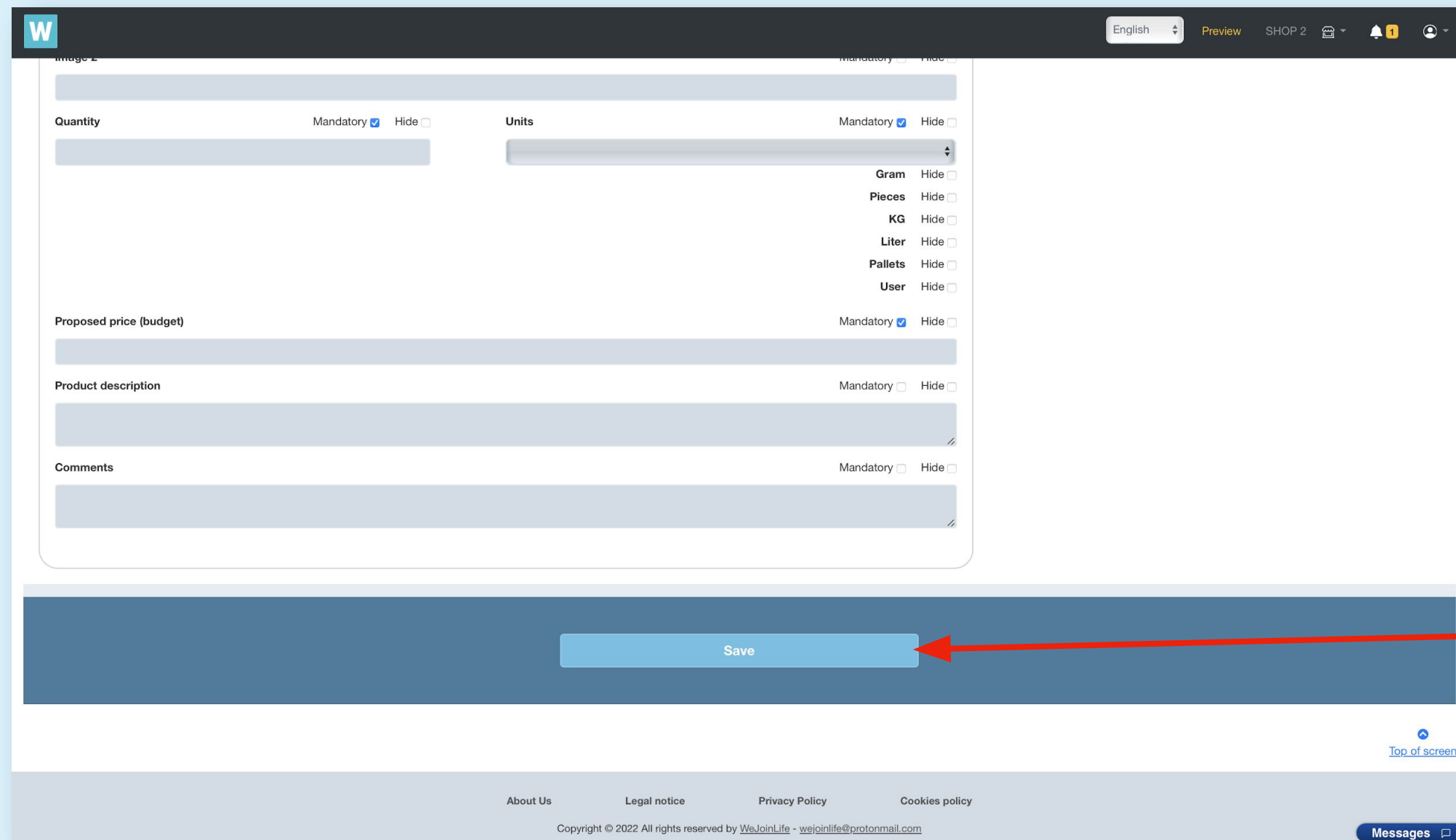
1- Click on configure form

2- This option is used to hide the form so that it does not appear in your store

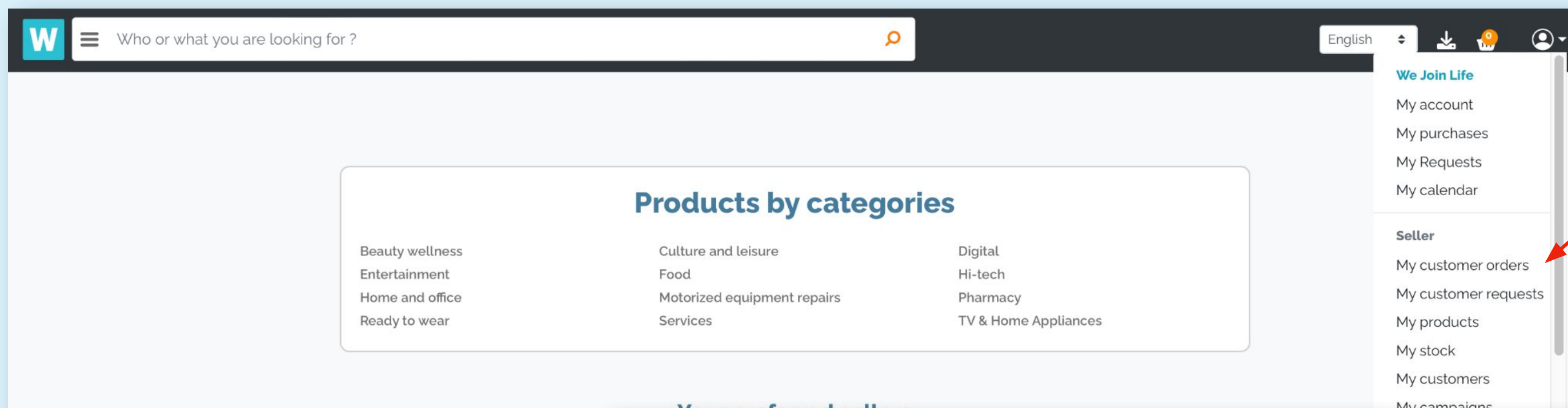
2- Here you can configure the request form so that your customers can complete it if they are looking for something specific and it does not appear in their products



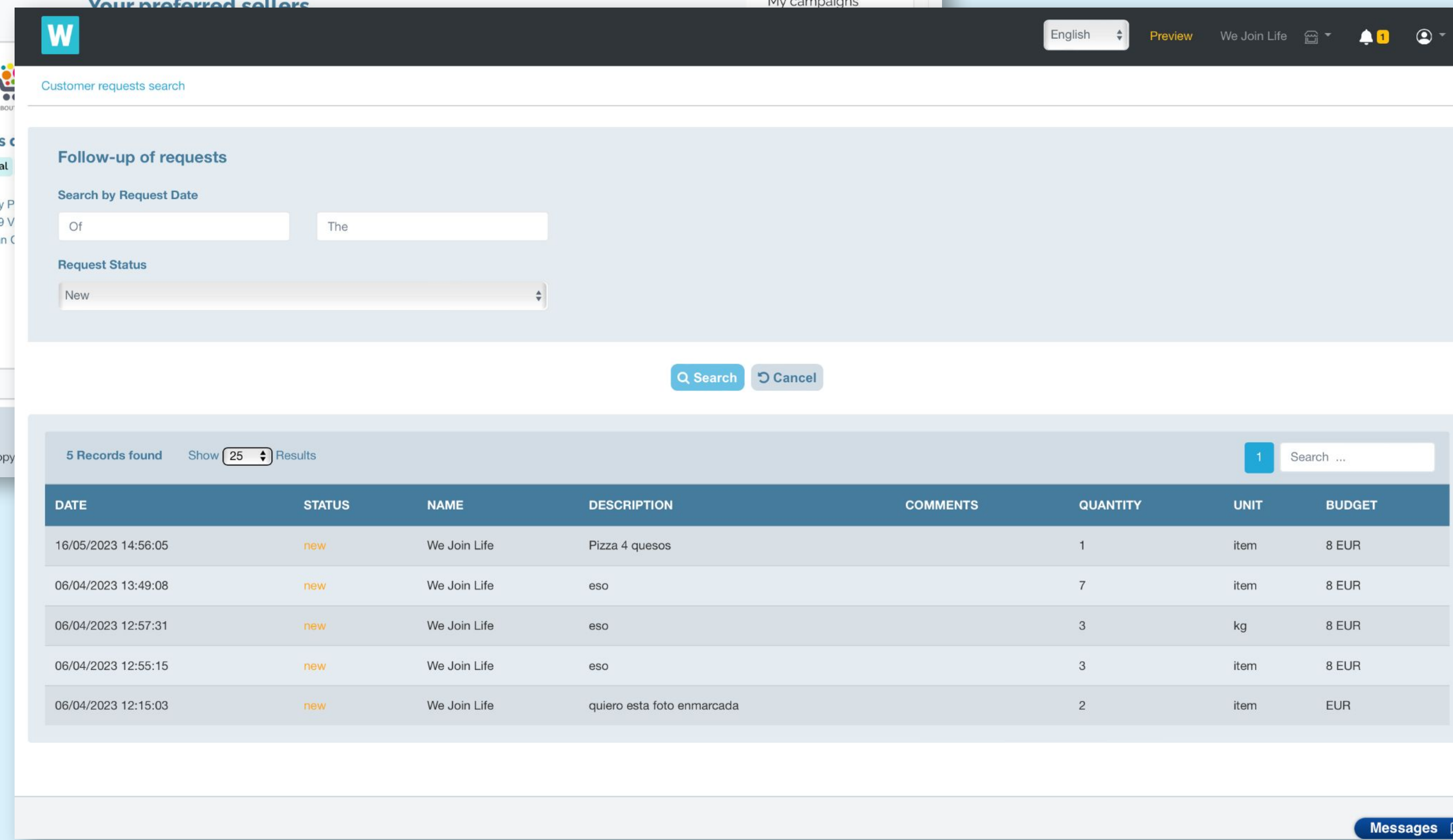
3- When you finish, don't forget to save!



How to accept/reject requests?



Click on "Requests from my clients"



Here you will receive all the requests of your clients

To see more information click on one of them



W

English Preview We Join Life

All Requests / Customer request

Details

Date: 16/05/2023 14:56:05 Status: new

Customer Name: We Join Life

Customer Email: Customer Phone:


Customer Address: ., 12345, Valencian Community, Spain

Quantity: 1 Unit: item

Budget: 8 EUR

Description: Pizza 4 quesos

Customer comments:




2. 1. 3. 1.

Accept Add Product Permanent Reject

Messages

1. In this section you can accept or reject the requests that your clients make to you.
2. You can also talk to your client through chat
3. Finally you can add this product permanently. That is, a new product will be created from this

Difference between an order and a customer request



The difference between an order and a customer request is that an order is made automatically and a request is a matter that is made to the seller.